

Assessment Guide

Domain Forestry > Forest Operations

Unit 24579 v4 Demonstrate knowledge of incident response in plantation forests Level 3 Credits 5

Entry information

There are no pre-requisite requirements for this unit.

Candidate to complete

Name	Company
NSI No.	Email / phone

Pre-assessment confirmation

I, the **candidate**,

- Understand the assessment process and assessment requirements for this unit.
- Understand the appeals and resubmission processes.
- Believe I have the skills and knowledge to successfully complete the assessment.

Assessor to complete

Name	Company
Email / phone	

Pre-assessment confirmation

- I, the **assessor**, can confirm the candidate has achieved any pre-requisite requirements.

Assessment instructions




You will need to be able to show you can:

- Demonstrate knowledge of incident response and reporting in plantation forests.

Important information

- Carefully read through the rest of this Assessment so you know exactly what is expected.
- All evidence you provide for this assessment must be your own work.
- Clearly name and label all attached evidence.

What you need to do

	Question Set 1 – Planning
	Question Set 2 – Incident/Emergency Response
	Question Set 3 – Responding to Unauthorised Activities

You can also attach additional evidence which shows you have the required skills and knowledge, e.g. photos, worksite documents, checklists, work samples, videos.

Question Set 1 – Planning

These questions are about your worksite/s emergency or incident plan.

Use your own words. Your assessor may ask you more questions to check your understanding.

1. Where is your worksite's plan kept?

2. What are **four** key responsibilities that the officer has according to your worksite plan?

3. What are **four** key responsibilities that the workers have according to your worksite plan?



4. What are **four** situations that could result in the plan being updated or reviewed?



5. Listed below are **five** key parts of an effective incident response plan. □
For each component, give **three** examples of requirements that must be met on your worksite.

Component	Examples
Communications	
Personnel	
Resources	

Cooperation with authorities	
Health and Safety Management	
Media liaison	

6. Listed below are **five** factors that are important to consider when deciding how to respond to an incident.

For each factor, give **three** specific examples of what must be considered.

Factor	What must be considered
Personnel	
Resources	
Communications	
Location	

Type of incident	
------------------	--

Assessor – record key points from candidate’s verbal answers as accurately and fully as possible.

These answers were written by:

Candidate

Assessor



Question Set 2 – Incident / Emergency Response

These questions are about identifying incidents, who to notify about an incident, how to protect an incident scene and the importance of debriefing.

Use your own words. Your assessor may ask you more questions to check your understanding.

1. For each type of incident listed below, identify the authorities and/or people that must be notified.

Incident	Authorities that need to be notified
Fire	
Harm injury	
Chemical spill	
Machine fire	
Damage to fences	
Contamination of waterway	
Vehicle accident	

2. Answer questions 2a – 2c about protecting the scene of an incident. □

a. Listed below are **three** key things that must be protected at the scene of an incident.

For each, explain why it is important that it is protected.

What is protected	Why it must be protected
Evidence	
People	
Property	

b. What are **two** ways an incident scene can be protected or preserved?

For each, explain why it is important that it is protected.

c. How can protecting the scene of an incident help to prevent further incidents?

3. Listed below are **three** issues that should be discussed and reviewed in an incident debrief.

For each issue, give **two** examples of what should be discussed and/or reviewed.

Issues	Examples
The response procedures that were followed.	
The communications procedures that were followed.	
How responsibilities were allocated to the crew.	

4. Why is it important to have a thorough debrief following an incident?
Give **two** reasons.



5. Give at least **three** examples for each incident type.



Incident type	Example
Environmental	
Fire	
Personal injury	

Security	
Business loss	

6. Describe **four** key steps you need to take when you discover a fire.



7. Describe the key steps you need to take when you discover an environmental incident.



8. Describe the key steps you need to take when you discover a personal injury incident.



Assessor – record key points from candidate’s verbal answers as accurately and fully as possible.

These answers were written by:

Candidate

Assessor



Question Set 3 – Responding to Unauthorised Activities

These questions are about how to respond to unauthorised activities.

Use your own words. Your assessor may ask you more questions to check your understanding.

1. Give **five** examples of unauthorised activities that you must report.



2. Who should be notified about any unauthorised activities happening on your worksite?



3. What key information must you record if you see signs of unauthorised activities on your forest worksite? □

Give at least **three** things that should be recorded.

Assessor – record key points from candidate’s verbal answers as accurately and fully as possible.

These answers were written by:

Candidate

Assessor

Assessment result

Post-assessment feedback

Assessor judgement

I, the **assessor**, have reviewed the candidate's evidence for Unit Standard 24579 v4 and judge that it is sufficient and authentic.

I confirm the candidate can competently:

- Demonstrate knowledge of incident response and reporting in plantation forests.
- Demonstrate knowledge of response to unauthorised activities in plantation forests.

Assessment result

I, the **assessor**, confirm the candidate has **achieved** this unit standard.

Stamp

Signature

Date

Candidate response

I, the **candidate**:

Agree with the assessment result.

Wish to appeal.

Signature

Date